

Our 2008 Report to the Community

Providence Health & Services | Western Montana Service Area

Teach them now and they'll be healthier later

CATCH aims to build healthy habits for a lifetime



A team of health professionals and student interns are proving that your local hospital not only cares for you when you're sick, but that you can also count on hospitals to help the youngest members of the community stay healthy for life.

In August 2005, St. Patrick Hospital adopted CATCH (Coordinated Approach to Child Health), a national, evidence-based program developed to prevent cardiovascular disease and childhood obesity by affecting children's attitudes and behaviors about nutrition and physical activity. CATCH is a fun and educational program for grade school kids that is locally funded and coordinated by St. Pat's, which spends about \$55,000 a year on staff salaries, classroom materials, and training sessions to bring this innovative program to western Montana.

Last year St. Pat's purchased two child-sized salad bars for DeSmet and St. Regis Schools, allowing them to serve more fresh fruits and vegetables to young students. "We're fortunate to have the resources and partnerships to support new projects like this. Our goal is to encourage healthy habits for our children, which will hopefully last a lifetime," said Marya Bruning, a registered dietitian with the program. "It's fun to see how much the kids enjoy the salad bars! They like to eat well – they just need the opportunities to do so."

While CATCH is funded by St. Patrick Hospital, the hospital doesn't do it alone. CATCH has built a strong network of partners in an effort to reach as many children as possible while ensuring that the message of good nutrition and physical activity is consistent throughout western Montana. Partners include nine school districts, the Missoula City-County Health Department, The University of Montana, Missoula YMCA, Missoula Parks & Recreation Department, and the Missoula Flagship Program.

"It's been amazing to watch this program grow and evolve over the years," said Bruning. "I really believe our efforts will result in a healthier community, and I am grateful to everyone – students, teachers, parents, and other partners – for helping us make it happen."

2008 Service Area Highlights

- The continued delivery of our Mission to the communities of Missoula, Polson, and Western Montana.
- Maintained a positive operating margin and focus on efficiencies and improvements despite a declining economy.
- The development of physician services and an emphasis on primary care.
- St. Patrick Hospital comes out on top of the Attorney General's report for the state on Community Benefit.
- Welcoming new leadership and key staff to our facilities.
- Successful sale and transition of the Safeway property.
- The engagement of our legislature in conversations around healthcare.

A message from our Chief Executive



Thank you for your interest in St. Patrick Hospital and Health Sciences Center and

St. Joseph Medical Center. As members of Providence Health & Services, we are proud to continue our long standing support for the healthcare needs of western Montana from our locations in Missoula and Polson. The Sisters of Providence started our Mission more than 135 years ago, and we proudly carry on the traditions and heritage in all our health care delivery.

The 2008 Report to the Community shows how we have touched the lives of so many people in our communities and the critical role our health care systems have played during the past year. At St. Pat's, we are especially proud of our cardiac, cancer, and women's care programs – soon to be enhanced by a new, much-needed Emergency Department. At St. Joe's, our orthopedics and obstetrics programs are second to none.

We are committed to you and your family's healthcare needs. We are always there.

Jeff D. Fee, Chief Executive
Providence Health & Services
Western Montana Service Area

Financial Overview

	Free & Discounted Care for Those in Need	Subsidized Services Provided in Our Ministries	Unfunded Portion of Government-Sponsored Medical Care	Medical Education & Research	Community Programs & Services	Total Cost of Care & Services Donated in 2008
St. Patrick Hospital and Health Sciences Center <i>FTEs*: 1,204 Persons Served: 589,300</i>	\$ 6,807,896	\$ 6,931,094	\$ 6,172,983	\$ 535,485	\$ 1,213,574	\$21,661,032
St. Joseph Medical Center <i>FTEs*: 185 Persons Served: 3,072</i>	\$ 413,297	\$ 600	\$ 124,477	\$ 14,734	\$ 36,192	\$ 589,300
Total	\$7,221,193	\$6,931,694	\$6,297,460	\$550,219	\$1,249,766	\$22,250,332

* FTE is "full-time equivalent," which is calculated by dividing total hours worked per year by 2080. This number does not represent total number of employees.

Financial assistance for the uninsured and others who cannot pay for their care

Clinical services provided despite a financial loss to meet a community need

The difference between cost of care and what is paid for by state and federal government – does not include Medicare

Subsidies for medical residency programs, nursing and other education and medical research

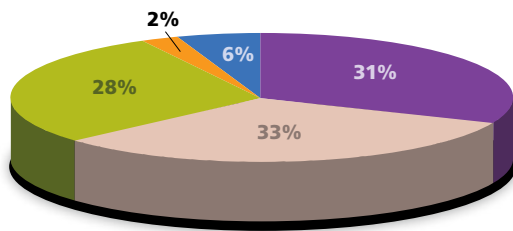
Cash gifts and in-kind donations, and free community services, such as patient education, health screening, immunizations and support groups

Numbers are unaudited at time of publication


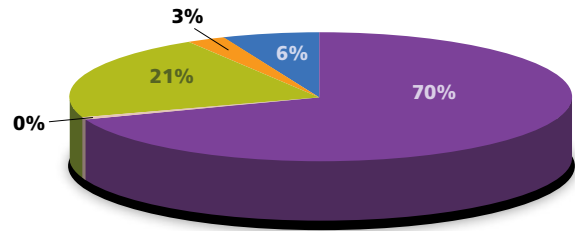
2008 Community Benefit

(by percentage)

St. Patrick Hospital and Health Sciences Center

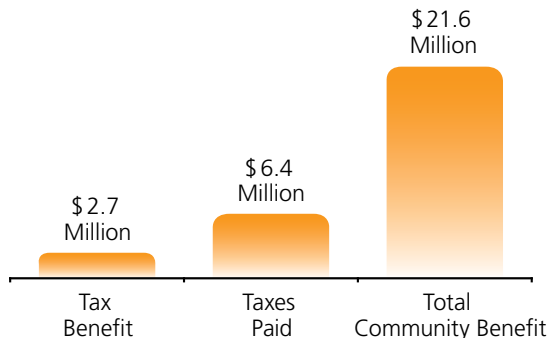


St. Joseph Medical Center

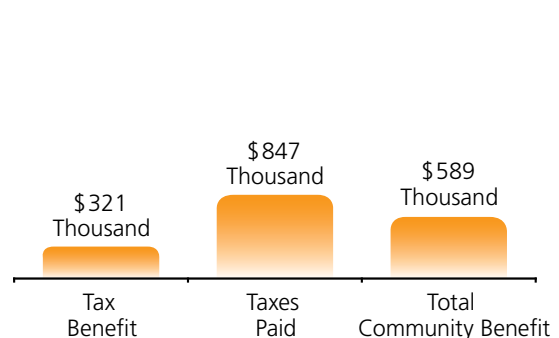


Tax Status Benefit

St. Patrick Hospital and Health Sciences Center



St. Joseph Medical Center



As a not-for-profit service organization, Providence Health & Services in the Western Montana Service Area received an estimated \$3 million in federal, state and local tax exemptions in 2008. In comparison, we gave back more than \$22 million to the communities we serve or more than \$19 million in excess of our exemptions. In addition, there are taxes that we are not exempt from and we must pay as part of our normal course of operations, just like any other organization. These taxes totaled more than \$7 million in 2008 and include business and occupation taxes; taxes on non-exempt properties; and payroll and state taxes.